


RigaWood 



ACOUSTIC PANELS

GROOVED



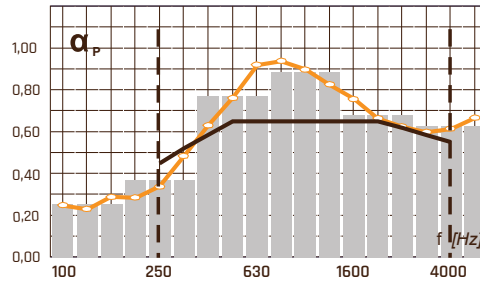
ACOUSTIC MEASUREMENTS

ACOUSTIC PANELS GROOVED

Panel M 4-16/4-16

Plywood	Grooving distance		Mineral wool	Air gap
A	D F	R F	C	D
15	16	16	25	0

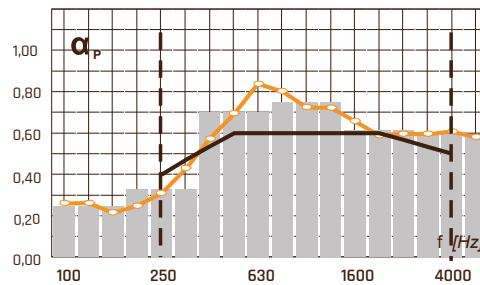
Absorption coefficient: α_w : **0.65**
Absorption class: **C**



Panel M 4-16/4-32

Plywood	Grooving distance		Mineral wool	Air gap
A	D F	R F	C	D
15	16	32	25	0

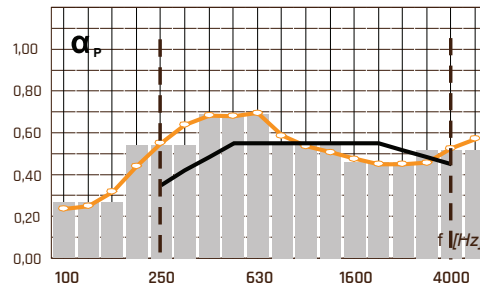
Absorption coefficient: α_w : **0.60**
Absorption class: **C**



Panel M 4-16/4-64

Plywood	Grooving distance		Mineral wool	Air gap
A	D F	R F	C	D
15	16	64	25	0

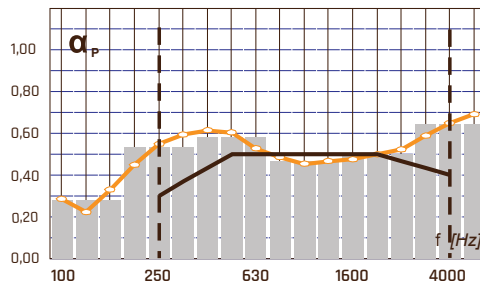
Absorption coefficient: α_w : **0.55**
Absorption class: **D**



Panel M 4-16/4-192

Plywood	Grooving distance		Mineral wool	Air gap
A	D F	R F	C	D
15	16	192	25	0

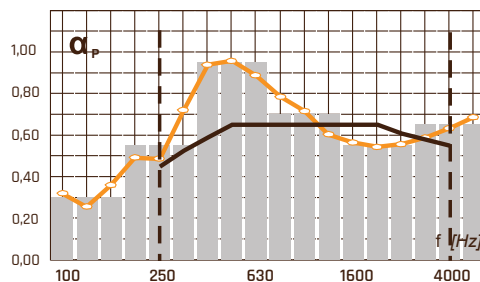
Absorption coefficient: α_w : **0.50**
Absorption class: **D**





Panel M 4-16/4-16

Plywood	Grooving distance		Mineral wool	Air gap
A	D F	R F	C	D
15	16	16	25	35

Absorption coefficient: α_w : **0.65**
Absorption class: **C**



 Predicted sound absorption coefficient octave bands

 Predicted sound absorption coefficient in 1/3 octave bands

 Reference curve by EN ISO 11654

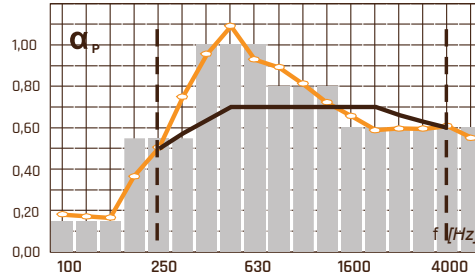
 The balancing frequency range

ACOUSTIC PANELS GROOVED

Panel M 4-16/4-32

Plywood		Grooving distance		Mineral wool	Air gap
A	DF	RF	C	D	
15	16	32	25	35	

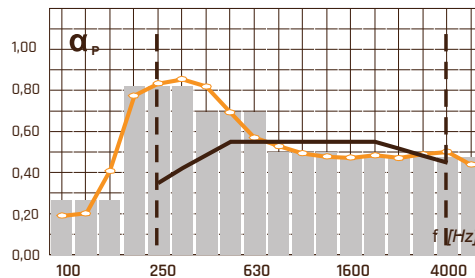
Absorption coefficient: α_w : **0.70**
Absorption class: **C**



Panel M 4-16/4-64

Plywood		Grooving distance		Mineral wool	Air gap
A	DF	RF	C	D	
15	16	64	25	35	

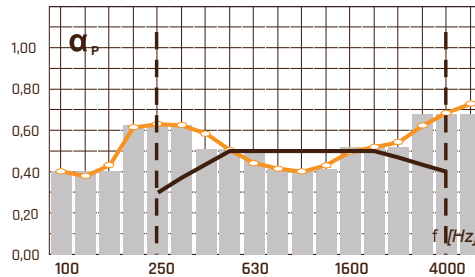
Absorption coefficient: α_w : **0.55**
Absorption class: **D**



Panel M 4-16/4-192

Plywood		Grooving distance		Mineral wool	Air gap
A	DF	RF	C	D	
15	16	192	25	35	

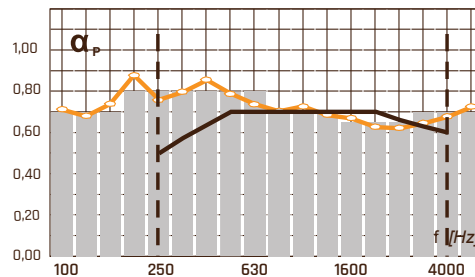
Absorption coefficient: α_w : **0.50**
Absorption class: **D**



Panel M 4-16/4-16

Plywood		Grooving distance		Mineral wool	Air gap
A	DF	RF	C	D	
15	16	16	25	175	

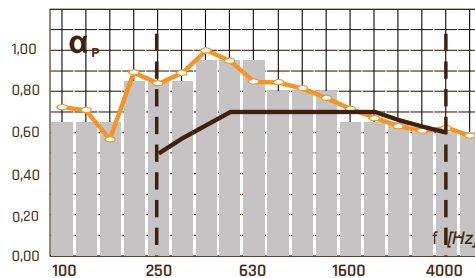
Absorption coefficient: α_w : **0.70**
Absorption class: **C**





Panel M 4-16/4-32

Plywood		Grooving distance		Mineral wool	Air gap
A	DF	RF	C	D	
15	16	32	25	175	

Absorption coefficient: α_w : **0.70**
Absorption class: **C**



 Predicted sound absorption coefficient octave bands

 Predicted sound absorption coefficient in 1/3 octave bands

 Reference curve by EN ISO 11654

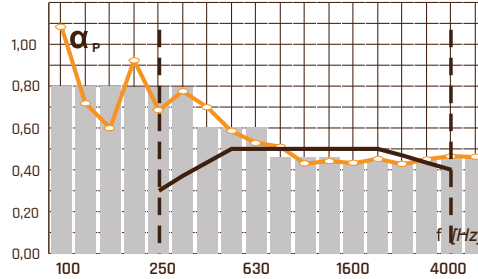
 The balancing frequency range

ACOUSTIC PANELS GROOVED

Panel M 4-16/4-64

Plywood	Grooving distance		Mineral wool	Air gap
A	D F	R F	C	D
15	16	64	25	175

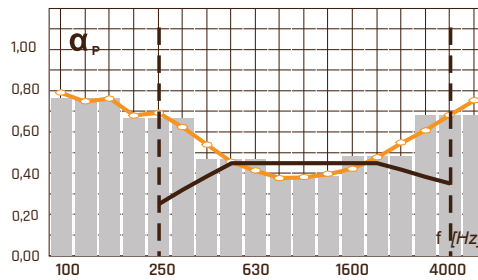
Absorption coefficient: α_w : **0.50**
Absorption class: **D**



Panel M 4-16/4-192

Plywood	Grooving distance		Mineral wool	Air gap
A	D F	R F	C	D
15	16	192	25	175

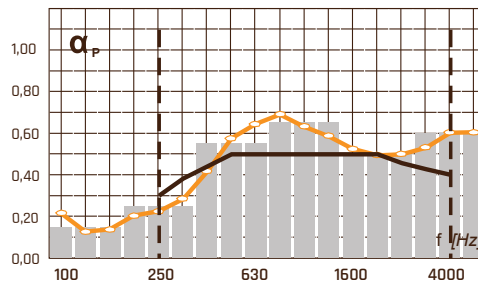
Absorption coefficient: α_w : **0.45**
Absorption class: **D**



Panel M 4-16/4-16

Plywood	Grooving distance		Mineral wool	Air gap
A	D F	R F	C	D
15	16	16	0	60

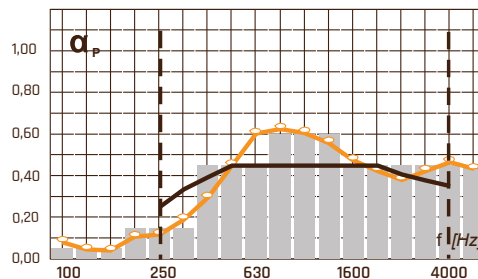
Absorption coefficient: α_w : **0.50**
Absorption class: **D**



Panel M 4-16/4-32

Plywood	Grooving distance		Mineral wool	Air gap
A	D F	R F	C	D
15	16	32	0	60

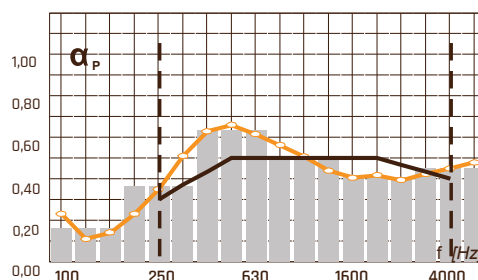
Absorption coefficient: α_w : **0.45**
Absorption class: **D**





Panel M 4-16/4-64

Plywood	Grooving distance		Mineral wool	Air gap
A	D F	R F	C	D
15	16	64	0	60


Absorption coefficient: α_w : **0.50**
Absorption class: **D**



 Predicted sound absorption coefficient octave bands

 Predicted sound absorption coefficient in 1/3 octave bands

 Reference curve by EN ISO 11654

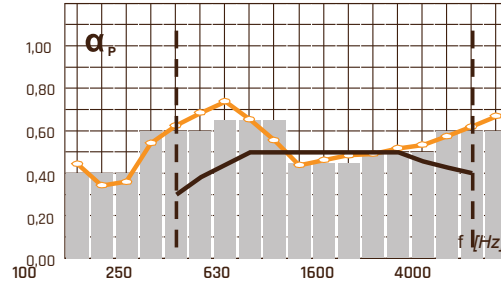
 The balancing frequency range

ACOUSTIC PANELS GROOVED

Panel M 4-16/4-16

Plywood	Grooving distance		Mineral wool	Air gap
A	D F	R F	C	D
15	16	16	0	200

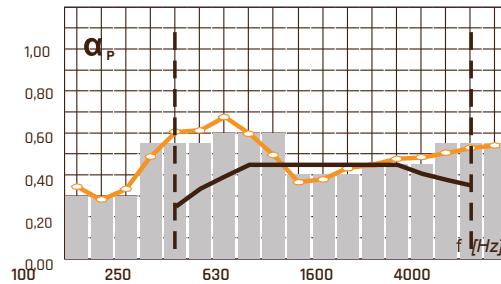
Absorption coefficient: α_w : **0.50**
Absorption class: **D**



Panel M 4-16/4-32

Plywood	Grooving distance		Mineral wool	Air gap
A	D F	R F	C	D
15	16	32	0	200

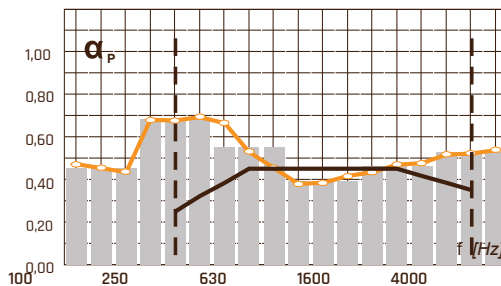
Absorption coefficient: α_w : **0.45**
Absorption class: **D**



Panel M 4-16/4-64


Plywood	Grooving distance		Mineral wool	Air gap
A	D F	R F	C	D
15	16	64	0	200

Absorption coefficient: α_w : **0.45**
Absorption class: **D**



Predicted sound absorption coefficient octave bands
 Predicted sound absorption coefficient in 1/3 octave bands
 Reference curve by EN ISO 11654
 The balancing frequency range

THE MEASUREMENTS OF THE PLYWOOD PANEL SOUND ABSORPTION COEFFICIENT ARE MADE IN COOPERATION WITH ACOUSTICS LABORATORY «R&D AKUSTIKA» ACCORDING TO EN ISO 11654. THE FOLLOWING TEST RESULTS ARE FOR UNVARNISHED PANELS.



www.troja.lv
www.trojaspaneli.lv
www.trojasmebeles.lv